



# Industry Spotlight

---

## Health Care and Social Assistance

Patrick & Henry Community College

---



## EMPLOYMENT



**6,501**

Regional employment / **24,363,974** in the nation

**0.7%**↑

Avg Ann % Change Last 10 Years / **+1.8%** in the US



**13.3%**

% of Total Employment / **14.8%** in the US



## WAGES



**\$41,400**

Avg Wages per Worker / **\$64,682** in the nation

**2.8%**↑

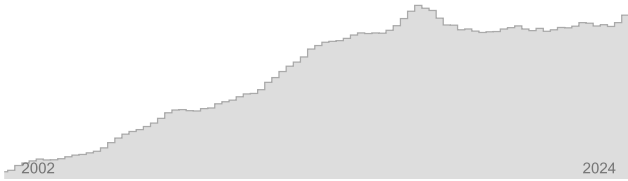
Avg Ann % Change Last 10 Years / **+3.5%** in the US



## TOP OCCUPATION GROUPS



# EMPLOYMENT



# WAGES



2-Digit Industry	Empl	Avg Ann Wages	LQ	5yr History	Annual Demand	Forecast Ann Growth
Health Care and Social Assistance	6,501	\$41,400	0.90		697	0.9%

- 💡 Employment is one of the broadest and most timely measures of a region’s economy. Fluctuations in the number of jobs shed light on the health of an industry. A growing employment base creates more opportunities for regional residents and helps a region grow its population.
- 💡 Since wages and salaries generally compose the majority of a household’s income, the annual average wages of a region affect its average household income, housing market, quality of life, and other socioeconomic indicators.

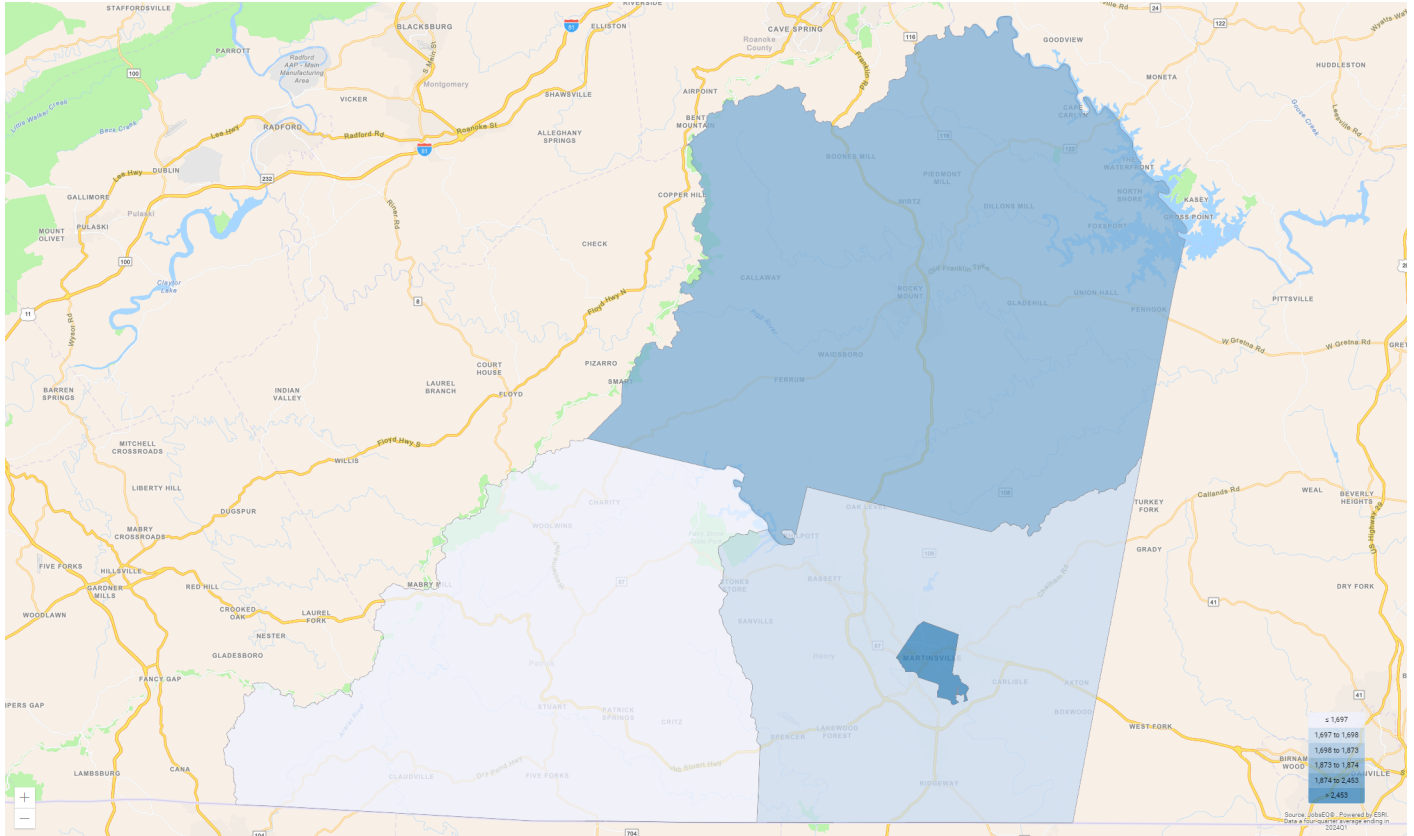
# Staffing Pattern



6-digit Occupation	Empl	Avg Ann Wages	Annual Demand
Personal Care Aides	1,317	\$27,900	219
Registered Nurses	526	\$74,600	30
Nursing Assistants	502	\$34,400	70
Home Health Aides	467	\$27,900	64
Licensed Practical and Licensed Vocational Nurses	214	\$53,100	16
Medical Assistants	143	\$37,200	20
Substance Abuse, Behavioral Disorder, and Mental Health Counselors	140	\$54,200	16
Receptionists and Information Clerks	125	\$32,700	17
Medical Secretaries and Administrative Assistants	111	\$38,900	12
Social and Human Service Assistants	107	\$35,800	13
Remaining Component Occupations	2,820	\$77,500	283
<b>Total</b>	<b>6,470</b>		

💡 The mix of occupations points to the ability of a region to support an industry and its flexibility to adapt to future demand. Industry wages are a component of the cost of labor for regional employers.

# Geographic Distribution



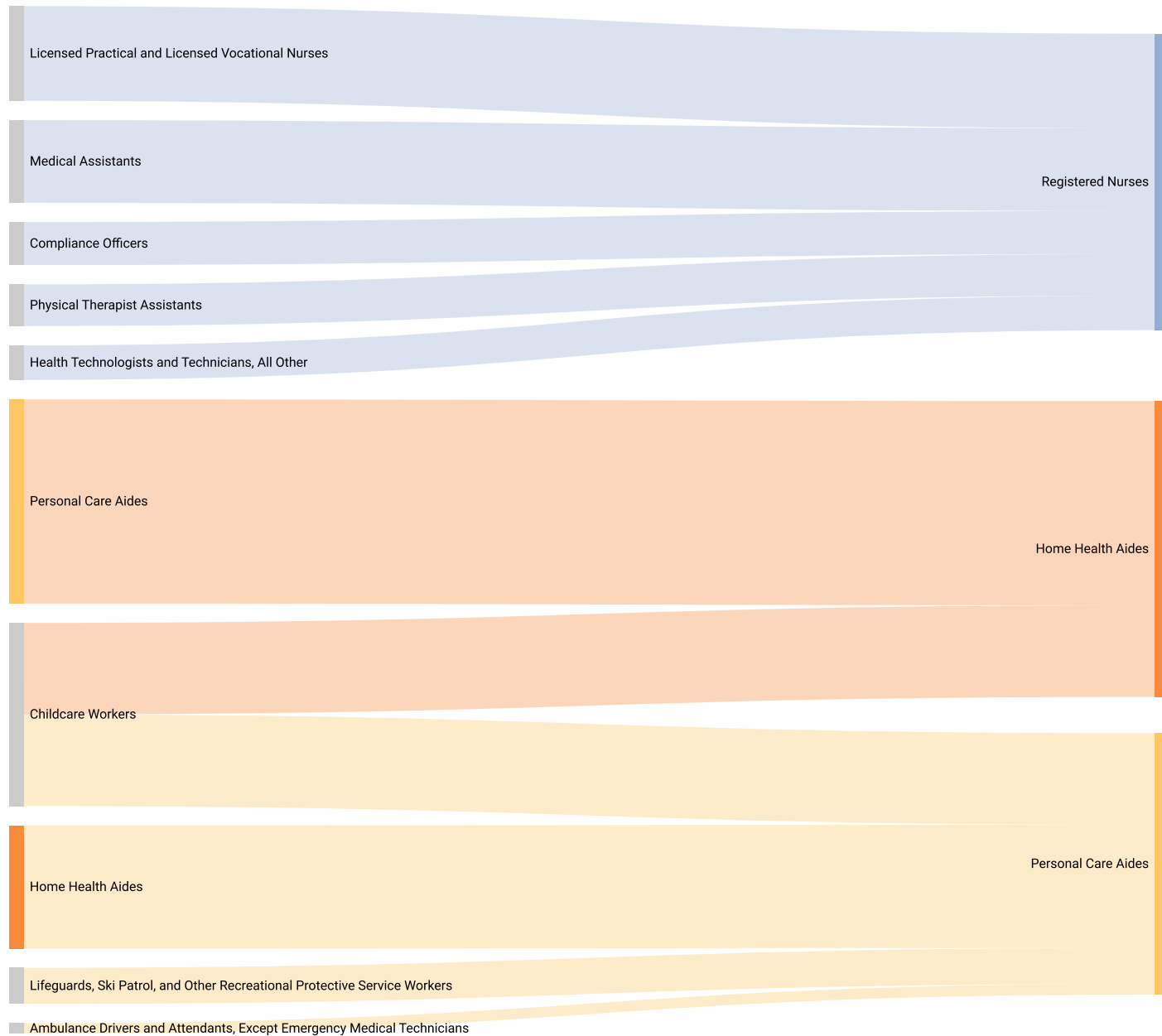
Region	Empl	Region	Empl
Martinsville City, Virginia	2,453	Henry County, Virginia	1,698
Franklin County, Virginia	1,874	Patrick County, Virginia	476

Source: JobsEQ®

💡 The geographic distribution of industry employment by place of work illustrates the impact on labor force demand and commuting patterns.

💡 Strong entrepreneurial activity is indicative of growing industries. Using self-employment as a proxy for entrepreneurs, a higher share of self-employed individuals within a regional industry points to future growth.

# Sector Strategy Pathways



💡 The graphics on this page illustrate relationships and potential movement (from left to right) between occupations that share similar skill sets. Developing career pathways as a strategy promotes industry employment growth and workforce engagement.

# Postsecondary Programs Linked to Health Care and Social Assistance

Program	Awards
<b>Patrick &amp; Henry Community College</b>	
Accounting and Related Services, Other	4
Allied Health Diagnostic, Intervention, and Treatment Professions, Other	3
Business Operations Support and Secretarial Services, Other	5
Child Care Provider/Assistant	19
Computer and Information Sciences, General	11
Emergency Medical Technology/Technician (EMT Paramedic)	27
Health and Medical Administrative Services, Other	3
Licensed Practical/Vocational Nurse Training	9
Physical Therapy Assistant	12
Registered Nursing/Registered Nurse	21

Source: [JobsEQ®](#)

- 💡 The number of graduates from postsecondary programs in the region identifies the pipeline of future workers as well as the training capacity to support industry demand.
- 💡 Among postsecondary programs at schools located in the Patrick & Henry Community College, the sampling above identifies those most linked to occupations relevant to Health Care and Social Assistance. For a complete list see JobsEQ®, <http://www.chmuraecon.com/jobseq>